

**Hisense**

**Hisense**


RESIDENTIAL ENERGY STORAGE SYSTEM

# Smart Home Powered by Green Energy



## Hi-Power Series | PV Modules

Hi-Power Series PV modules are based on the advanced N-TOPC on technology platform, which will further amplify the advantages of high power, high efficiency, and high reliability to reduce household electricity costs.



Qingdao Hisense HVAC Equipment Co., Ltd.  
Hisense International Center, Qingdao, China

<http://www.hisensehvac.com> [hhexport@hisense.com](mailto:hhexport@hisense.com) [Hisense HVAC](#) [Hisense HVAC](#) [Hisense HVAC](#)

HCAC-ESS-WE202406

\* Design and specifications are subject to change without notice. Pictures and diagrams are for reference only and are subject to change without notice. All rights reserved by Qingdao Hisense HVAC Equipment Co., Ltd.

# 420-435W

0-5 Positive Tolerance

## N-TOPCon

### Bifacial Monocrystalline Module

- **Light Redirecting Film:** Hisense TOPCON modules use gap Light Redirecting Film technology to ensure the bifaciality and reliability of the module, meanwhile effectively increasing the power performance.
- **No-Destructive Cutting:** Hisense cells-cutting is using NDC (non-destructive) cutting technology, the cutting surface is smooth, which avoids the loss of the mechanical structure of the cells and ensures sufficient current.
- **Junction Box Laser Welding Technology:** Hisense uses the high energy densitand precise positioning control capabilities of the laser to achieve high-quality welding. It can accurately control the junction box welding position and welding time to ensure welding qualit and reliability, to improve module safety.



**1722×1134×30**

Dimensions (mm)

**182×91.87**

Cell size (mm)

**108 CELL**

Mono TOPCon

**420-435Wp**

Power output

**1500V DC**

Max. system voltage.

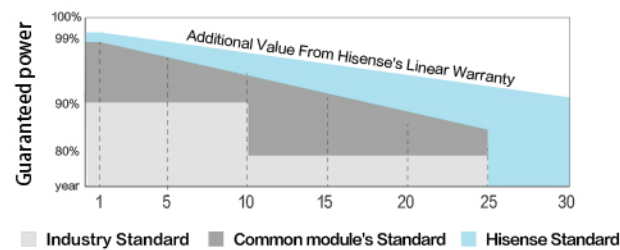
**22.52%**

Max. efficiency.

### LINEAR PERFORMANCE WARRANTY

15-year product warranty/30-year linear power warranty

0.40% Annual Degradation over 30 years



#### MBB&SMBB Half-cut Cell Technology

New circuit design, lower internal current, and lower Rs loss.



#### High Power Density

A new generation of monocrystalline products with reduced resistive losses for greater power output.



#### Mechanical Properties

An aluminum frame in special design for better mechanical properties and more efficient installation.



#### 4 Times 100% EL Detection

Guarantee no micro cracks



#### Excellent Weather Resistance

The solar modules can meet the IEC standard requirements with strong resistant to risks such as salt spray, ammonia gas, dust, snail marks and electric potential induced attenuation.

### PRODUCT QUALITY SYSTEM & CERTIFICATION

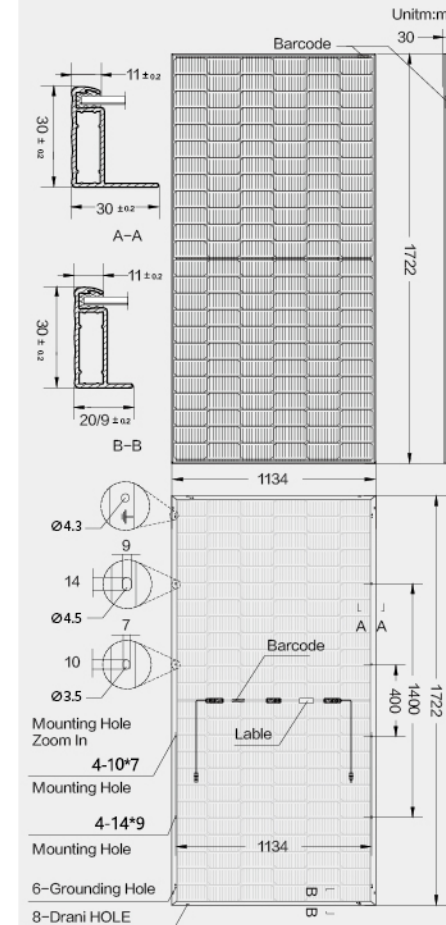


# 420-435W

0-5 Positive Tolerance

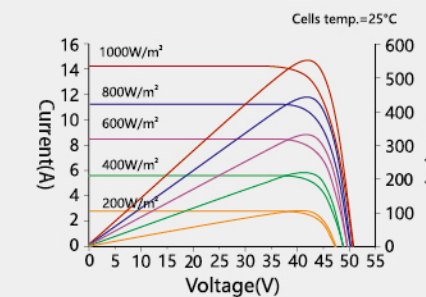
**N-TOPCon** | Bifacial Monocrystalline Module

### Dimensions of PV Module

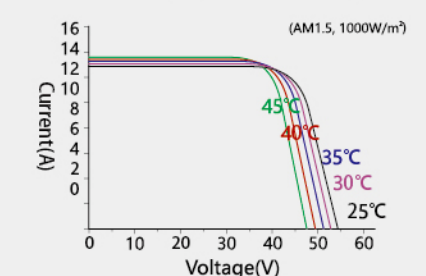


### HNE-435-182-108

I-V characteristics at different irradiances



I-V characteristics at different temperatures



### ELECTRICAL CHARACTERISTICS (STC\*)

Module Number	HNE-420-182-108	HNE-425-182-108	HNE-430-182-108	HNE-435-182-108
Rated Power in Watts-Pmax(Wp)	420	425	430	435
Open Circuit Voltage-Voc(V)	38.74	38.95	39.16	39.36
Short Circuit Current-Isc(A)	13.51	13.58	13.65	13.72
Max. Power Voltage-Vmpp(V)	32.16	32.37	32.58	32.78
Max. Power Current-Imp(A)	13.06	13.13	13.20	13.27
Module Efficiency(%)	21.50	21.76	22.02	22.28
Maximum system voltage	1500V DC			
Fuse Rating(A)	25			
Temperature coefficient Pmax	-0.30%/°C			
Temperature coefficient Isc	0.046%/°C			
* Temperature coefficient Voc	-0.25%/°C			

STC: Irradiance 1000W/m², module temperature 25°C, AM=1.5

### WORKING CHARACTERISTICS (NOCT\*)

Module Number	HNE-420-182-108	HNE-425-182-108	HNE-430-182-108	HNE-435-182-108
Rated Power in Watts-Pmax(Wp)	316	320	323	327
Open Circuit Voltage-Voc(V)	36.80	37.00	37.20	37.39
Short Circuit Current-Isc(A)	10.91	10.96	11.02	11.08
Max. Power Voltage-Vmpp(V)	29.95	30.19	30.30	30.50
Max. Power Current-Imp(A)	10.55	10.60	10.66	10.72
Power tolerance	0~+3%			
NOCT	45°C ± 2°C			
Operating Temperature	-40°C~85°C			

\*NOCT: Irradiance 800W/m², ambient temperature 20°C, wind speed 1m/s

### MECHANICAL CHARACTERISTICS

Number of cells	108pcs	Type of frame	Anodized Aluminum Alloy, Black Color
Size of cell(mm)	182×91	Size of module(mm)	1722×1134×30
Type of cell	N-TOPCon Mono	Weight(kg)	21.5
Thickness of glass(mm)	3.2	Cables/connectors	4.0mm², MC4 compatible
Junction box	IP68	Length of Cable	+300mm/-200mm (connector included)

### PACKAGING CONFIGURATION

Height of Modules (mm)	30
Number of Modules Per Pallet	36
Packaging Box Dimensions (l×w×h) (mm)	1750×1120×1260
Box Gross Weight (kg)	803
Number of Modules Per 40ft (HQ) Container	936
Number of Pallets Per 40ft (HQ) Container	26

CAUTION: READ SAFETY AND INSTALLATION INSTRUCTIONS BEFORE USING THE PRODUCT  
©2024 Hisense HAEC. All rights reserved. Specifications included in this datasheet are subject to change without notice.